


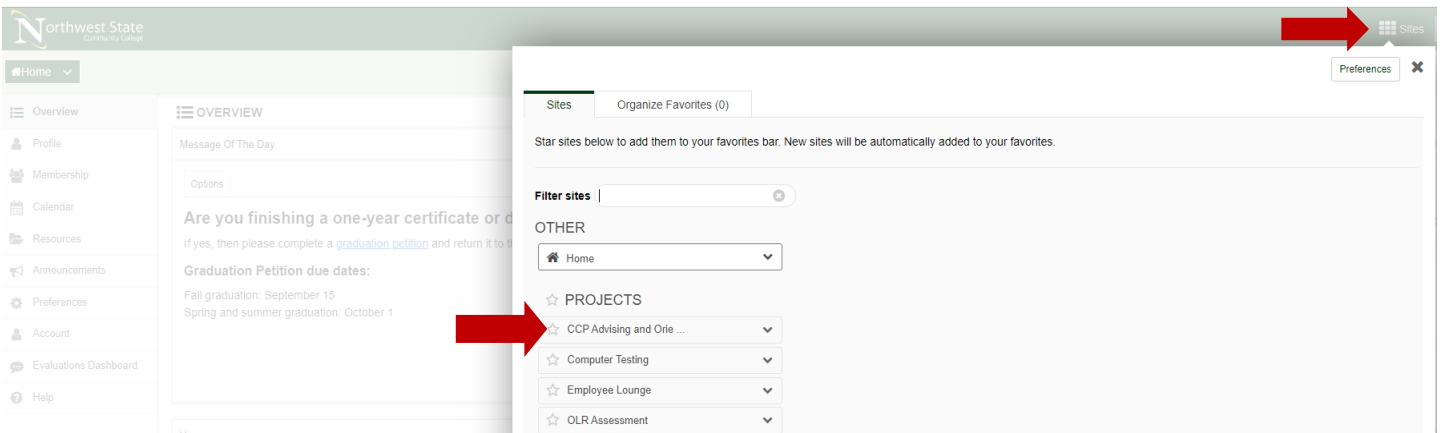
CCP Advising and Orientation Workshop

How to access Sakai:

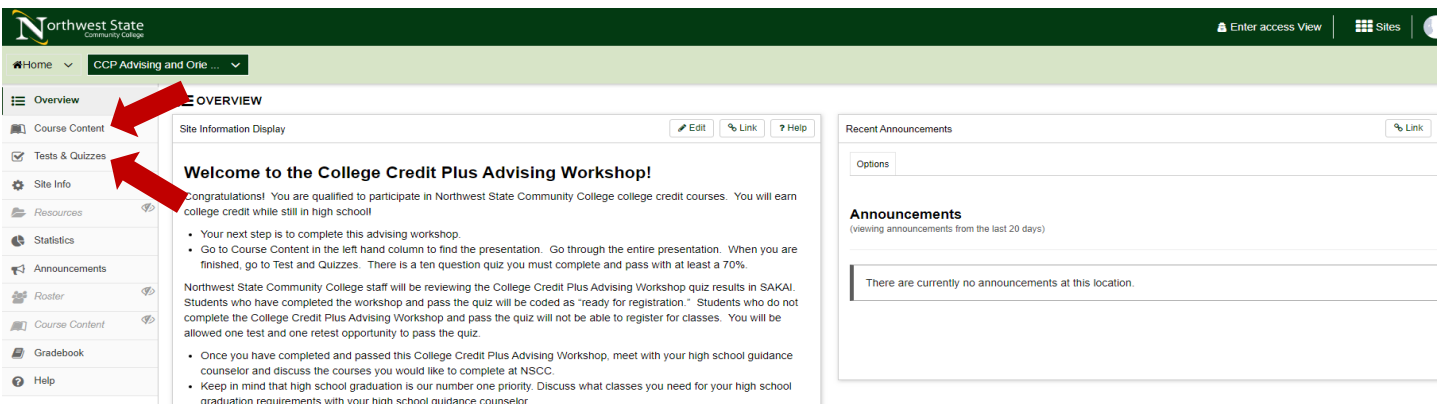
- Go to NorthwestState.edu
- Click on the Sakai tab at the bottom of the homepage
- Log in to SAKAI using your NSCC ID Number and your Password created during your account activation.
- Click on the Sites Menu icon  in the upper right hand corner and click on CCP Advising & Orientation Workshop from the dropdown menu under Projects.
- Once the course opens up, you begin the workshop by clicking on **Course Content** on the Left hand-side of the screen.
- You take the quiz by clicking on Tests & Quizzes in the same column as the Course Content.
- To pass the workshop, students must receive a 70% or better.
- This Workshop must be completed prior to course registration.

Review the entire workshop!

Students must review the entire workshop prior to taking the quiz. If you do not pass with quiz within 2 attempts, please contact your CCP Advisor.



This screenshot shows the Sakai Sites menu. A red arrow points to the 'Sites' icon in the top right corner. Another red arrow points to the 'CCP Advising and Orientation Workshop' site listed under the 'PROJECTS' category.



This screenshot shows the course page for the CCP Advising and Orientation Workshop. A red arrow points to the 'Course Content' link in the left-hand navigation menu. Another red arrow points to the 'Tests & Quizzes' link in the same menu. The main content area displays a welcome message and instructions for the workshop.

Let us know if you have questions or need assistance. We are happy to help you!

Admissions Office

419.267.1320

admissions@NorthwestState.edu