



## Meet the Fall 2024 OhioLINK drop-in eTutoring team

---



**TONY**

Rhodes State College  
17 years of experience

### \* ALGEBRA AND MATH

**Mondays 6-8 PM EST, Tuesdays 6-8 PM EST, Wednesdays 6-8 PM EST**

My passion has always been math and being a math teacher allows me to enjoy my passion with others.



**CARL**

Lourdes University  
33 years of experience

### \* MATH AND PHYSICS

**Tuesdays 4-5:30 PM EST, Thursdays 4-5:30 PM EST, Fridays 3-4:30 PM EST**

I'm familiar with basic math through Calculus II, basic Statistics, Calculus III, and Differential Equations, Algebra-based first year college Physics, and Calculus-based Physics as well.



**THERESA**

Edison State  
Community College  
32 years of experience

### \* ALGEBRA, STATISTICS, TRIGONOMETRY, CALCULUS I

**Tuesdays 5-8 PM EST and Wednesdays 4-7 PM EST**

I have been tutoring for 30 years in basic math, Statistics, Trigonometry, and Elementary, Intermediate and College Algebra.



**BRIAN**

Edison State  
Community College  
20 years of experience

### \* MATH, STATISTICS, POLITICAL SCIENCE

**Fridays 8-11 AM EST**

I have a few years at the high school level and 15+ years at the college level. I enjoy my work and am excited to be of assistance to students through teaching and tutoring.



**BEN**

Cincinnati State  
8 years of experience

### \* BASIC MATH, ALGEBRA, GEOMETRY, TRIGONOMETRY, CALCULUS

**Fridays 12-3 PM EST**

I graduated with my Master of Science in mathematics in May 2024 from the University of Cincinnati. I also teach college mathematics at an Indiana college and tutor at Cincinnati State Technical and Community College.

---

\*please note that information is projected and subject to change. Visit [eTutoring.ohiolink.edu](https://eTutoring.ohiolink.edu) for the most up to date information.

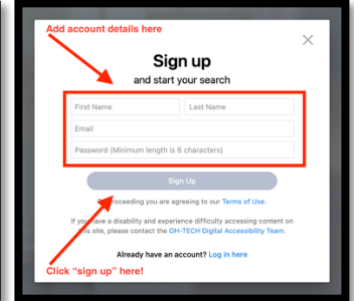
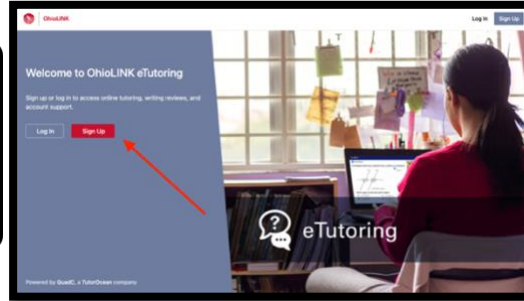
# 3 EASY steps to begin drop-in eTutoring with OhioLINK

## 1. CREATE a student account

Go to [etutoring.ohiolink.edu](https://etutoring.ohiolink.edu)

or scan this QR code and click "sign up".

Click "sign up as a student". Enter your first name, last name, email address and institution to create your account.



## 2. CHOOSE a session to attend

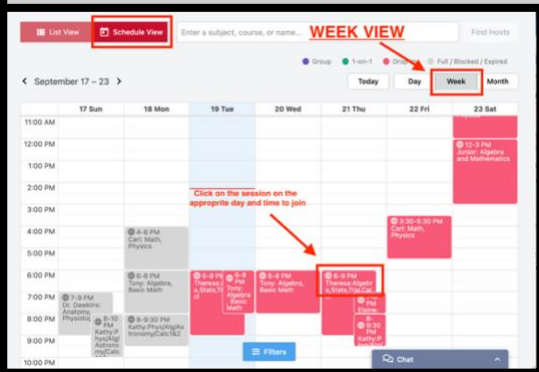
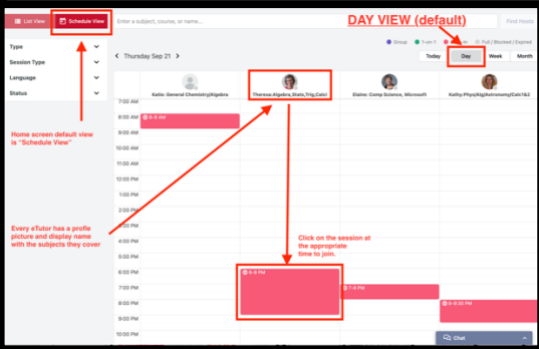
Choose by **SCHEDULE** view (default)

OR

Or choose by **LIST** view

By default, your home screen is set to "schedule view" and you will see today's schedule of drop-in eTutoring sessions.

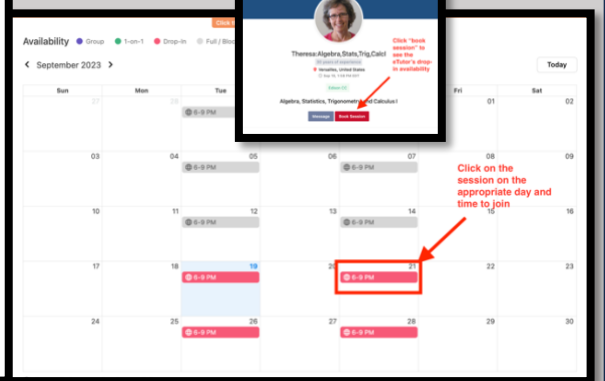
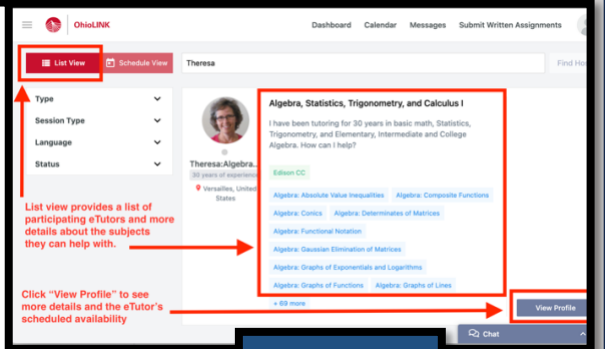
To view upcoming sessions and plan ahead, click "week". Click on the session you want to join!



Alternatively you can click "list view" for a list of eTutors and their specialties.

Click "view profile" of the eTutor you want to learn more about.

Click "book session" to view their schedule of drop-in sessions and click on the session you



## 3. JOIN the session

at the appropriate day and time, click "join session".

Test your volume and camera as well and enter your name.

Click "join now" to join your drop-in session!

