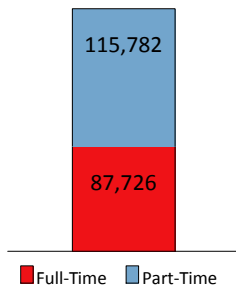


Ohio's Community Colleges

Student Characteristics - Fall 2009

TOTAL ENROLLMENT 203,508

Enrollment Status



STUDENT PROFILE

Student Level

Undergraduate	190,546	94%
High School (Dual Enrolled)	12,962	6%

Gender

Women	117,164	58%
Men	86,344	42%

Race/Ethnicity

White, non-Hispanic	146,757	72%
Black, non-Hispanic	32,080	16%
Hispanic	4,873	2%
Asian or Pacific Islander	2,907	1%
American Indian / Alaskan Native	987	<1%
Non-Resident Alien / Race Unknown	15,904	8%

Geographic Distribution

Ohio	97%
Other US States and Territories	2%
Other Countries	<1%

Age

Average Age	28
Percent of Students Age 25 or Older	49%

Undergraduate Success and Progress Rate

First-Time, Full-Time, Degree-Seeking Students Starting in Fall 2004 15,839

3 Years Later

- Percent that Graduated from an Ohio Public Institution 10%
- Percent Still Enrolled at Same Institution 33%
- Percent that Transferred to another Ohio Institution 9%

6 Years Later

- Percent that Graduated from an Ohio Public Institution 24%
- Percent Still Enrolled at Same Institution 9%
- Percent that Transferred to another Ohio Institution 6%

First-Time, Part-Time, Degree-Seeking Students Starting in Fall 2004 7,110

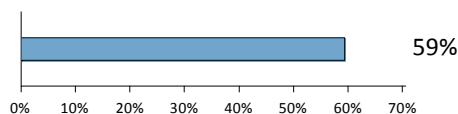
3 Years Later

- Percent that Graduated from an Ohio Public Institution 3%
- Percent Still Enrolled at Same Institution 31%
- Percent that Transferred to another Ohio Institution 6%

6 Years Later

- Percent that Graduated from an Ohio Public Institution 13%
- Percent Still Enrolled at Same Institution 11%
- Percent that Transferred to another Ohio Institution 5%

Retention of Fall 2008 First-Time, Full-Time, Degree-Seeking Students



Percent Retained in Fall 2009

Tuition and Financial Aid

Average annual FY 2010 tuition and fees (sticker price) for in-state, undergraduate students before financial aid was \$3,196. The cost to attend Ohio's Community Colleges varies based on the individual circumstances of students and may be reduced through grants and scholarships.

Financial Aid Awarded to Students

Overall Financial Aid

- 75% of first-time, full-time, degree-seeking students in 2008-09 received financial aid of some type including need-based grants and loans, work-study, and non need-based scholarships.

Federal Financial Aid

- 51% of first-time, full-time, degree-seeking students in 2008-09 received a federal grant. The average grant for the year was \$3,275.

Institutional Aid

- 12% of first-time, full-time, degree-seeking students in 2008-09 received an institutional grant. The average grant for the year was \$1,484.

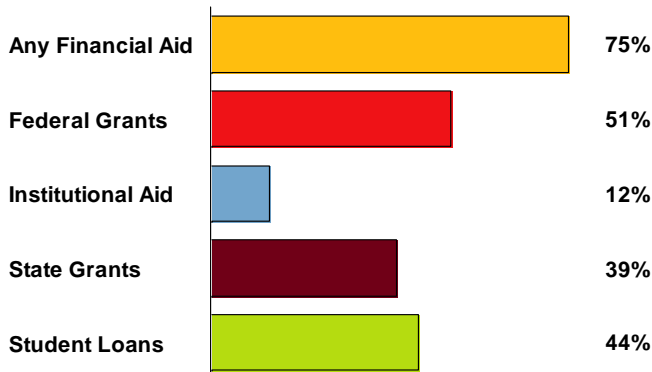
State Financial Aid

- 39% of first-time, full-time, degree-seeking students in 2008-09 received a state grant. The average grant for the year was \$1,803.

Federal Loans

- 44% of first-time, full-time, degree-seeking students in 2008-09 received a federal loan. The average loan amount for the year was \$4,364.

Percent of First-Time Students in FY 2009 Receiving Each Type of Financial Aid.



NOTE: Students may receive aid from more than one source.

Degrees and Areas of Study

Degrees Awarded at Ohio's Community Colleges in FY 2009-10

	All Students	First-Generation College	Minority
Associate Degrees	15,680	7,357	1,904
Certificates	6,722	3,135	907
Total	22,402	10,492	2,811

Areas of Study with the Largest Number of Associate Degrees Awarded in 2009-10

Health	31%
Arts & Humanities	23%
Business	16%
Engineering	11%
Services	7%
All Other Degree Areas	13%
	100%

Study at Ohio's Community Colleges

Classroom Environment - Fall 2009

% of Classes with Fewer than 30 Students	85%
% of Classes with Fewer than 50 Students	97%
Students Engaged in Internships/Co-Op/Field Experience	21,065

Full-Time Instructional Faculty - FY 2009

Total Full-Time Faculty	2,752
% Women	54%
% from Minority Groups	8%
% with Master's Degree or Higher	77%

Post-Graduation Outcomes of Spring 2009 Associate Degree Graduates

- Employment in Ohio in 4th Quarter 2009
- Ohio Public College Enrollment in 2009-10

