

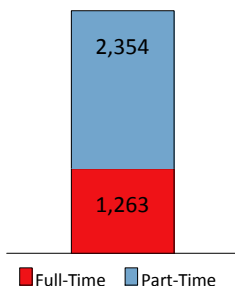
Northwest State Community College

Archbold, OH (419) 267-5511

Student Characteristics - Fall 2009

TOTAL ENROLLMENT 3,617

Enrollment Status



STUDENT PROFILE

Student Level

Undergraduate	3,416	94%
High School (Dual Enrolled)	201	6%

Gender

Women	2,113	58%
Men	1,504	42%

Race/Ethnicity

White, non-Hispanic	2,749	76%
Black, non-Hispanic	59	2%
Hispanic	193	5%
Asian or Pacific Islander	11	<1%
American Indian / Alaskan Native	14	<1%
Non-Resident Alien / Race Unknown	591	16%

Geographic Distribution

Ohio	95%
Other US States and Territories	5%
Other Countries	<1%

Age

Average Age	28
Percent of Students Age 25 or Older	52%

Undergraduate Success and Progress Rate

First-Time, Full-Time, Degree-Seeking Students Starting in Fall 2004 287

3 Years Later

- Percent that Graduated from an Ohio Public Institution 15%
- Percent Still Enrolled at Same Institution 33%
- Percent that Transferred to another Ohio Institution 11%

6 Years Later

- Percent that Graduated from an Ohio Public Institution 30%
- Percent Still Enrolled at Same Institution 8%
- Percent that Transferred to another Ohio Institution 6%

First-Time, Part-Time, Degree-Seeking Students Starting in Fall 2004 126

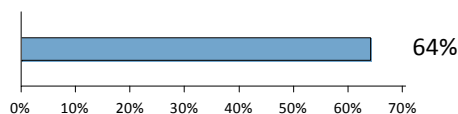
3 Years Later

- Percent that Graduated from an Ohio Public Institution 2%
- Percent Still Enrolled at Same Institution 33%
- Percent that Transferred to another Ohio Institution 5%

6 Years Later

- Percent that Graduated from an Ohio Public Institution 13%
- Percent Still Enrolled at Same Institution 21%
- Percent that Transferred to another Ohio Institution 2%

Retention of Fall 2008 First-Time, Full-Time, Degree-Seeking Students



Percent Retained in Fall 2009

Tuition and Financial Aid

Annual FY 2010 tuition and fees (sticker price) for in-state, undergraduate students before financial aid was \$4,140. The cost to attend Northwest State Community College varies based on the individual circumstances of students and may be reduced through grants and scholarships.

Financial Aid Awarded to Students

Overall Financial Aid

- 83% of first-time, full-time, degree-seeking students in 2008-09 received financial aid of some type including need-based grants and loans, work-study, and non need-based scholarships.

Federal Financial Aid

- 51% of first-time, full-time, degree-seeking students in 2008-09 received a federal grant. The average grant for the year was \$3,481.

Institutional Aid

- 20% of first-time, full-time, degree-seeking students in 2008-09 received an institutional grant. The average grant for the year was \$2,300.

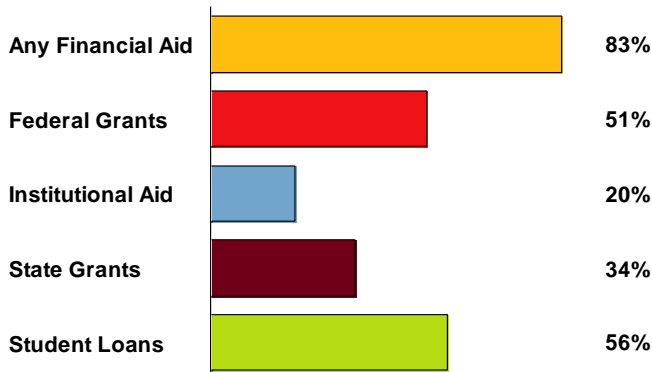
State Financial Aid

- 34% of first-time, full-time, degree-seeking students in 2008-09 received a state grant. The average grant for the year was \$1,825.

Federal Loans

- 56% of first-time, full-time, degree-seeking students in 2008-09 received a federal loan. The average loan amount for the year was \$4,236.

Percent of First-Time Students in FY 2009 Receiving Each Type of Financial Aid.



NOTE: Students may receive aid from more than one source.

Degrees and Areas of Study

Degrees Awarded at Northwest State Community College in FY 2009-10

	All Students	First-Generation College	Minority
Associate Degrees	262	148	11
Certificates	86	60	5
Total	348	208	16

Areas of Study with the Largest Number of Associate Degrees Awarded in 2009-10

Business	29%
Health	23%
Arts & Humanities	13%
Social & Behavioral Sciences	10%
Engineering	9%
All Other Degree Areas	16%
Total	100%

Study at Northwest State Community College

Classroom Environment - Fall 2009

% of Classes with Fewer than 30 Students	92%
% of Classes with Fewer than 50 Students	99%
Students Engaged in Internships/Co-Op/Field Experience	297

Full-Time Instructional Faculty - FY 2009

Total Full-Time Faculty	39
% Women	59%
% from Minority Groups	0%
% with Master's Degree or Higher	92%

Post-Graduation Outcomes of Spring 2009 Associate Degree Graduates

- Employment in Ohio in 4th Quarter 2009
- Ohio Public College Enrollment in 2009-10

